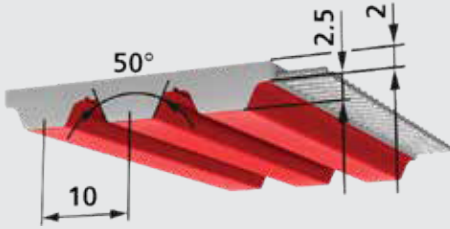


AT10 Pitch Open-Ended "M"

Open-Ended "M"



Specifications

Widths (mm)	25	32	50	75	100
Lengths	Any lengths available - Stock Rolls 50 Meters				
Standard Material	TPUST1				
move Tension Member	Steel				
Belt Color	White / Red				

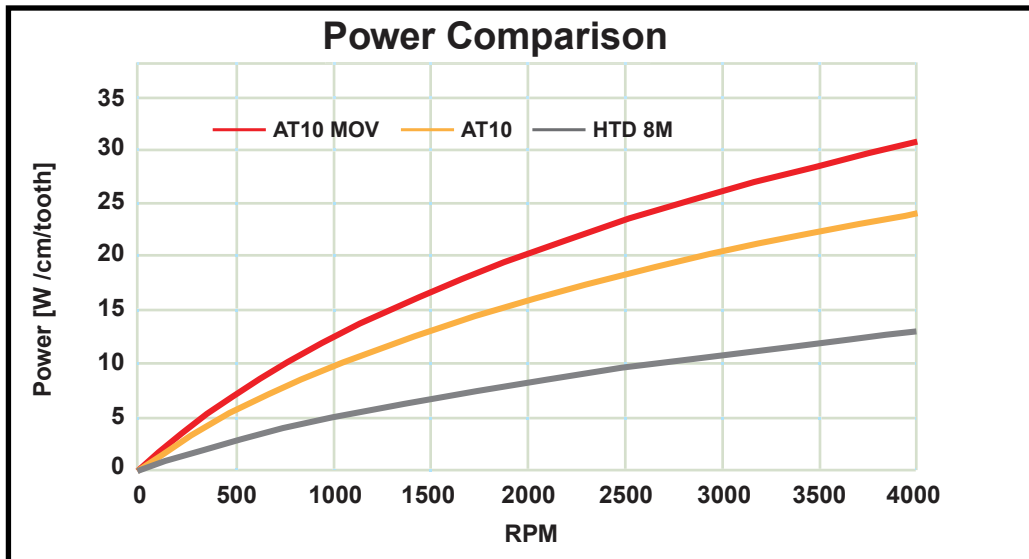
AT10move Belt "M" Specifications

Construction	Tension-member	Dimension	Belt Width (mm)				
			25	32	50	75	100
Open-Ended "M"	AT10-move Tension Member	$F_{zul}[N]$	7,395	9,135	14,790	22,185	29,580
	Specific Stiffness	$C_{spec}[N]$	$1.85 \cdot 10^6$	$2.28 \cdot 10^6$	$3.70 \cdot 10^6$	$5.55 \cdot 10^6$	$7.40 \cdot 10^6$
	Belt Mass	[kg/m]	0.175	0.221	0.351	0.526	0.701

move-series® Flexibility

(minimum tooth count/minimum diameter)

Drive w/o back bending	Tension Member Construction	AT10move Tension Member M/BFX
Z_{min}	Z_{min}	18
d_{min}	$d_{min}(mm)$	60
Drive with back bending	Tension Member Construction	AT10move Tension Member M/BFX
Z_{min}	Z_{min}	25
d_{min}	$d_{min}(mm)$	120

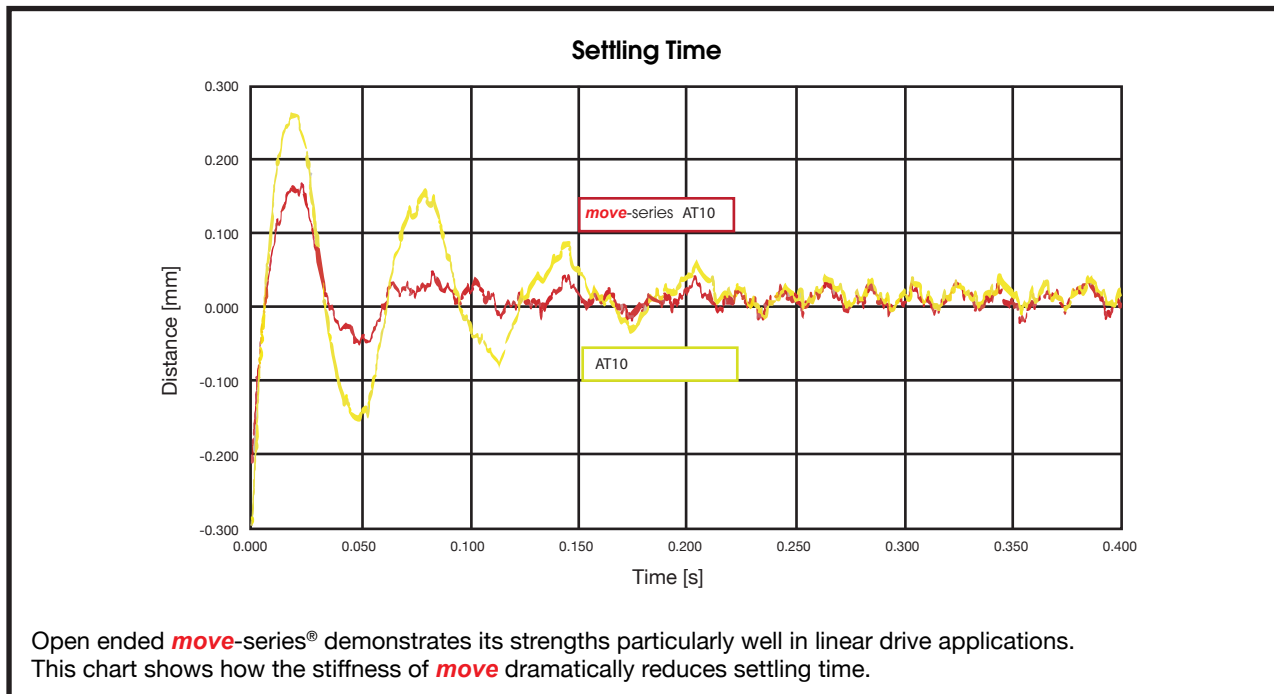


move-series®

AT10 Pitch Open-Ended “M”

AT10**move** - M

AT10 move RPM 0-1900				AT10 move RPM 2000-10000			
R.P.M. n [min]	F _{USPEC} [N/cm]	R.P.M. n [min]	F _{USPEC} [N/cm]	R.P.M. n [min]	F _{USPEC} [N/cm]	R.P.M. n [min]	F _{USPEC} [N/cm]
0	113.2	800	80.4	2000	62.1	5000	41.4
20	111.5	900	78.2	2200	60.1	5500	39.3
40	110.0	1000	76.2	2400	58.2	6000	37.3
60	108.6	1100	74.4	2600	56.4	6500	35.4
80	107.2	1200	72.7	2800	54.7	7000	33.6
100	105.8	1300	71.1	3000	53.1	7500	32.0
200	100.1	1400	69.6	3200	51.7	8000	30.4
300	95.6	1500	68.2	3400	50.4	8500	29.0
400	91.6	1600	66.8	3600	49.1	9000	27.6
500	88.4	1700	65.6	3800	47.9	9500	26.4
600	85.5	1800	64.4	4000	46.7	10000	25.1
700	82.7	1900	63.1	4500	43.9		



Ordering Example: **move-series®** Timing Belt

[WIDTH] **[PITCH]** / **[LENGTH]** **[CONSTRUCTION]**

50 **AT10 MOV** / **3750** **M**